



<http://marionrcflyers.org>

MRCF

PO Box 9202

Rochester, MN 55903

Feb 2017 Volume 107

Editor: Wayne Brown

Club Officers 2017

President: Wayne Brown (507) 319-4406

rotoman@charter.net

Vice President: Dallas Gardner (507) 867-4269

Dallas.Gardner@mchsi.com

Treasurer: Judi Snyder (507) 990-8470

Jsndolly057@gmail.com

Sec. /Newsletter: Wayne Brown (507) 319-4406

rotoman@charter.net

Safety Officer: Bernie Drier (507) 288-1231

Bernie104@juno.com bernie313@charter.net

Field Maintenance: Jeff Sorenson (507) 545-3924

Rc13469@hotmail.com

Flight Instructor: Ray Dray (507) 261-0930 cell

rjdmjd56@gmail.com

Program Chairman: Jim Macius (952) 215-2430

jim@macius.com

Club Dues Now Being accepted at the Club meetings or send your dues to:

**Marion RC Flyers
PO Box 9202
Rochester, Mn 55903**

Adult Membership \$50.00 per year

Family (Spouse) Membership \$75.00 per year

Student (19 years of age or under) \$1.00 per year

Electric Indoor Flying at the RCTC Field House

Tuesday nights starting at 10:00 pm.

Indoor Flying at the Rochester Recreation Center

Tuesday's at 1:30 pm – 3:30 pm

Bernie and I met today with Ed Staiert, Recreation Center Manager, about being able to use the space that Kevin used for indoor flying. Ed said that they will reserve Tuesday's every week from 1:30 pm to 3:30 pm for us to fly indoors. This will be two hours of flying. If there is an event at the Rec Center that will occur at this time Ed will let me know. But there will be very few interruptions.

Bernie and I accompanied ED to look at the gym. It is just a bit smaller than the Armory but will be great for flying. They can set up some tables and chairs for us to use. There will be a cost for individuals to use this area. Here is the low down. Normal single time use at the Rec Center would cost \$5.00 but if we purchase a \$45.00 pass it will only be \$3.00 per time. This comes out to be 15 weeks of two hours flying. This works out to \$1.50 per hour. Time flying indoors ---priceless! The pass does not expire and if you can't make it to fly you will not be charged. There will be a sign-in sheet at the gym that we must sign. The staff will use this sheet to charge your pass for that day. The office will keep the passes so we do not need to stop in at the office before flying. We can go to the gym, setup, sign and fly. The pass is renewable. If the staff looks at the sign-in sheet and only three of us have signed in and they count ten of us flying they will take roll call.

You can purchase your pass in person at the Rec Center or call (507) 328-2500 and ask for Kim. She can process your credit card information over the phone. Then you are set to go. So now do you go to get into the gym?

They will open the back door to the gym so we do not have to come in and go down a set of stairs. To get to that entrance enter the driveway off of Elton Hills Drive by the new 125 Live senior center. Turn into the second pull-in for parking and go toward the building on the left. There is a set of doors that will let us go directly into the gym.

Contact me if you have any questions. I will do my best to answer them.

*******Winter Club Meetings second Tuesday of the month *******

Meetings switched back to the second Tuesday of the month.

2017 Winter Club meeting Schedule:

The winter club meetings are held the second Tuesday of the month and will be held at the Bowlocity Entertainment Center 2810 N Broadway, Rochester, MN (former Recreation Bowling Alley) starting at 7:00 pm. Enter through the west doors parallel to North Broadway and the large meeting room will be the 2nd door to the left inside the building.

2017: Feb 14th; Mar 14th; Apr 11th; May 9th.

Summer meeting schedule for 2017 will resume on June 14th.

Wayne's Corner....

Club Officers for 2017 are as follows:

President:	Wayne Brown
Vice President:	Dallas Gardner
Treasurer:	Judi Snyder
Sec/Newsletter:	Wayne Brown
Safety Officer:	Bernie Drier

It's Official Clyde Norell will be bringing in his Piper L-4 for Show and Tell at the February 14th meeting. Clyde is in my opinion a master builder.

***A group of us meet every Wednesday around 11:00 am for lunch. It is always a fun time and good conversation. If you would like to join us let me know. I can add anyone who would like to my weekly email of where we will be eating that week. We try to go new places when we can.

As of this time a number of club members have been flying at the Rec Center on Tuesday's 1:30 to 3:30 pm. They report great flying and lots of fun. You are welcome to join us. See you there!

The Student Flight Instruction Program will resume June 2017 and continue through September 2017.

Beginner's Night: Wednesday afternoons/evenings will resume June 2017. Contact our qualified Flight Instructors for free flight instruction. It is recommended that you make an appointment with Ray Dray or Skip Gram for flight instruction.

Call Ray Dray at (cell) 261-0930 or (home) 775-6933.

Call Skip Gram at (507) 273-2748

Student Flight Instruction Program

Student flight instruction is provided free of charge during the flying season, June through September, by one of our qualified flight instructors.

- Please call Ray Dray at 261-0930 (cell) or 775-6933 (home) or Skip Gram at 273-2748 to set up an appointment for flight instruction. They can answer any questions you might have.
- You should read and understand the club rules that are posted online and at the field. If you have any questions have your instructor clarify them during the first flight lesson.
http://www.marionrcflyers.org/index.php?option=com_content&view=article&id=20&Itemid=16
- Please call our club instructor to make an appointment for flight training. This will assure that there will be somebody at the field to assist you.
- After completing your lessons you will need to join the AMA and our club to be allowed to fly at our club field. Join the AMA at <https://www.modelaircraft.org/joinrenew.aspx>. To join our club, contact Wayne Brown at 319-4406. Our membership forms can be found in the New Pilot Info link to the left.

The available instructors are listed below:

Instructor	Phone Number	Special Information
Ray Dray	261-0930 cell 775-6933 Home	Airplane Instruction
Skip Gram	273-2748	Airplane Instruction

- If using your own airplane for flight lessons you should make sure your radio equipment has been charged and the switches are in the off position before you arrive at the field. If you do not own your own airplane you can use the club training aircraft at no charge to you.
- When you arrive at the field ask for your instructor. He will provide direction on where and how to set up the airplane for instruction.
- Pay attention to what your instructor has to say and show you. He will show you proper flying field procedures and etiquette. You can learn by observing how pilots set up and fly their aircraft.
- Relax and take your time. If you feel tired or worn out call it a day and schedule a lesson for another day. When learning to fly it may take more lessons than expected.
- When your instructor says you are ready you will complete a check flight, where you will be asked to do three takeoffs and landings, demonstrate the correct pattern and flying field etiquette. After successful completion you will then be considered a qualified R/C Pilot and allowed to fly solo without an instructor.
- You can request additional lessons at any time. These can include aerobatic maneuvers.

Meeting Minutes from January 10, 2016

Call to order: Meeting cancelled due to weather

Officers present:

Members present: (Includes the officers)

Treasurer's Report:

Old Business:

New Business:

Adjourn:

Show and Tell

Great Tips!

[Debra Cleghorn](#)

[January 26, 2017](#)

[Featured News, How-to's](#)



Cutting corners on patch jobs:

When using MonoKote or UltraCote to repair rips and punctures in model coverings, start by cutting a round or oval patch repair piece. This will help to keep the corners from lifting off later on. Leave one corner square to help peel off the backing with a razor blade or hobby knife, then round it before applying the patch to the repairs.



Saved By the Bowl:

When you're working on a project with a lot of small screws, nuts, etc., do so over a small 4- or 8-inch-diameter magnetic bowl (available in car parts stores or Harbor Freight). If you accidentally drop these small parts, they'll fall right into the bowl and not on the floor, where they are never to be seen again.



Clear Scuff Guard

If you fly from a hard surface like a paved runway or parking lot, all too often the underside of the wingtips can get scuffed up pretty badly. Simply add a layer or two of clear shipping tape and your wingtips will have an added layer of protection. Clear tape can also be used to protect the soft under-belly of foam flyers that don't have landing gear.



Clevis Opener

An easy way to open snap-shut clevises is to use a common screwdriver. Simply slip the blade into the clevis and twist. It works much better than trying to use your fingers and/or fingernails.



Alignment with a String

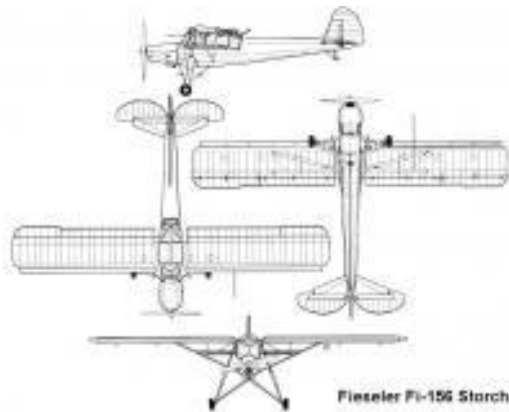

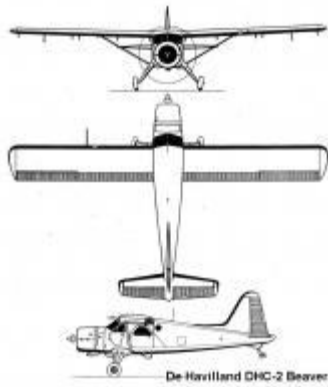
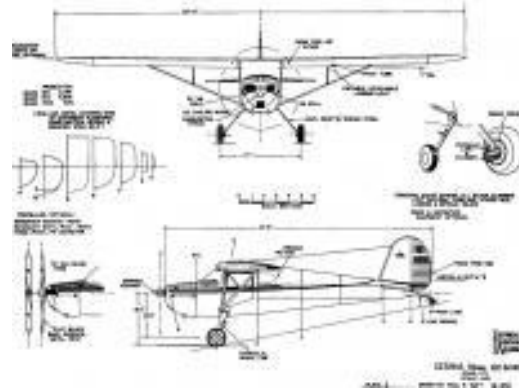

Many built-up flyers require you to glue the tail surfaces to the fuselage. For your model to perform right, they have to be installed properly aligned with each other. The vertical fin and rudder need to be 90 degrees to the horizontal stabilizer and elevator. A simple way to accomplish this is to tape a piece of string to the tips of the stabilizer and loop it over the top of the fin. Apply slow-setting glue then tape the string snugly into place. Use a square to make sure the fin is 90 degrees to the stabilizer then lock it in place with a third piece of tape on top of the fin.

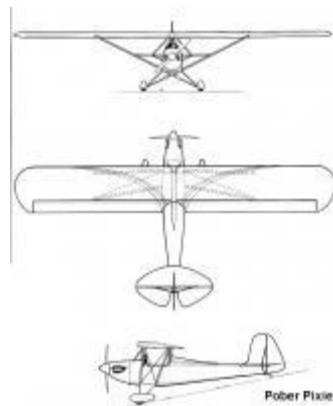
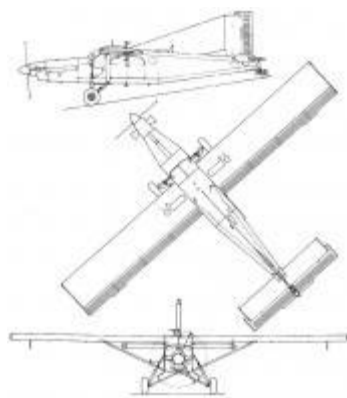
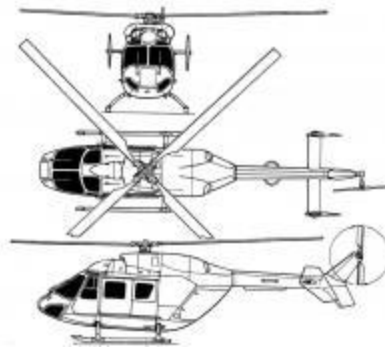
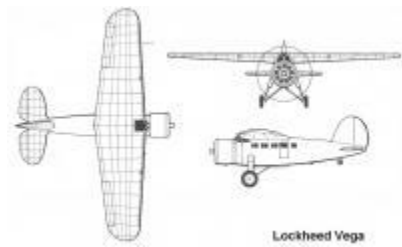


Propeller Balancer (Clear Spray Paint)

While balancing plastic propellers instead of removing material from the heavier blade, use clear spray paint to add weight to the lighter one. Often, only a slight amount of weight is required and a light application of paint sprayed on will do the trick. Wait for the paint to dry before rechecking the balance.

Can you identify which aircraft does not belong in this grouping? If you can everyone at the meeting gets a free cookie!





Until next time... Stay warm!